

Write your name here

Surname

Other names

Pearson Edexcel Certificate

Centre Number

Candidate Number

Pearson Edexcel  
International GCSE

# Chemistry

Unit: KCH0/4CH0

Paper: 2C

Wednesday 18 January 2017 – Afternoon

Time: 1 hour

Paper Reference

KCH0/2C  
4CH0/2C**You must have:**

Calculator

Total Marks

## Instructions

- Use **black** ink or ball-point pen.
- **Fill in the boxes** at the top of this page with your name, centre number and candidate number.
- Answer **all** questions.
- Answer the questions in the spaces provided  
– *there may be more space than you need.*
- Show all the steps in any calculations and state the units.
- Some questions must be answered with a cross in a box ☒. If you change your mind about an answer, put a line through the box ☒ and then mark your new answer with a cross ☒.

## Information

- The total mark for this paper is 60.
- The marks for **each** question are shown in brackets  
– *use this as a guide as to how much time to spend on each question.*

## Advice

- Read each question carefully before you start to answer it.
- Write your answers neatly and in good English.
- Try to answer every question.
- Check your answers if you have time at the end.

Turn over ►

P48389A

©2017 Pearson Education Ltd.

1/2/1/1/1/1/



Pearson



**Answer ALL questions.**

1 The box contains the names of some substances.

air	chlorine	hydrogen	iron
nitrogen	oxygen	potassium	sodium

Choose a substance from the box that best matches each description.

Each substance may be used once, more than once or not at all.

(a) Which substance is a mixture? (1)

(b) Which substance is a gas that makes a squeaky pop when ignited? (1)

(c) Which substance is an element that is a green gas at room temperature? (1)

(d) Which substance is used to sterilise water? (1)

(e) Which substance is a metal that can be made by heating its oxide with carbon? (1)

**(Total for Question 1 = 5 marks)**

DO NOT WRITE IN THIS AREA

DO NOT WRITE IN THIS AREA

DO NOT WRITE IN THIS AREA



**2** Oxides can be made by burning elements in air.

The table gives some information about the oxides of four elements.

Element	Physical state of oxide at room temperature	Solubility of oxide in water	Type of solution formed when oxide dissolves in water
calcium	solid	slightly soluble	alkaline
carbon	gas	slightly soluble	acidic
magnesium	solid	slightly soluble	alkaline
sulfur	gas	very soluble	acidic

(a) Calcium and magnesium are metals. Carbon and sulfur are non-metals.

(i) Using only information from the table, state two ways in which the oxides of the metals are similar to each other.

(1)

.....

.....

.....

.....

(ii) Using only information from the table, state two ways in which the oxides of the non-metals are similar to each other.

(1)

.....

.....

.....

.....

DO NOT WRITE IN THIS AREA

DO NOT WRITE IN THIS AREA

DO NOT WRITE IN THIS AREA



(b) A teacher tells his students that when phosphorus burns in air a white solid oxide forms. This oxide is very soluble in water and forms an acidic solution.

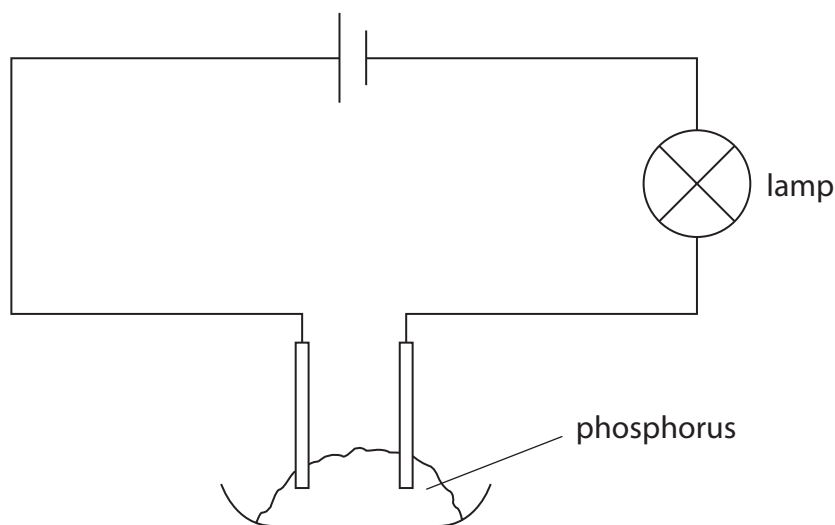
(i) One student states that phosphorus is a metal.

Use information from the table to suggest why the student made this statement. (1)

(ii) Another student states that phosphorus is a non-metal.

Use information from the table to suggest why the student made this statement. (1)

(c) An experiment using this apparatus shows that phosphorus is a non-metal.



Explain how this experiment shows that phosphorus is a non-metal. (2)

**(Total for Question 2 = 6 marks)**

DO NOT WRITE IN THIS AREA

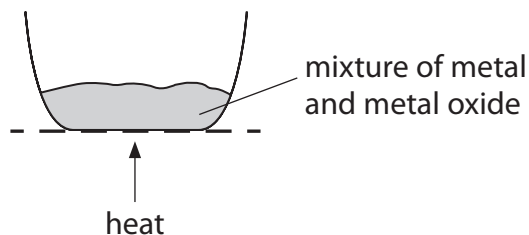
DO NOT WRITE IN THIS AREA

DO NOT WRITE IN THIS AREA



3 This question is about the reactivity of metals.

(a) This apparatus can be used to compare the reactivities of different metals.



A metal is heated with the oxide of a different metal.

The table shows the results of two experiments.

Mixture	Result
titanium + tin oxide	reaction
titanium + calcium oxide	no reaction

Explain how these results show the order of reactivity of calcium, tin and titanium.

(3)

.....

.....

.....

.....

.....

.....

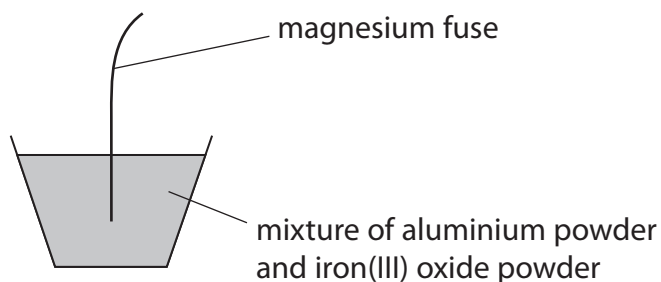
DO NOT WRITE IN THIS AREA

DO NOT WRITE IN THIS AREA

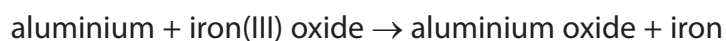
DO NOT WRITE IN THIS AREA



(b) The diagram shows a method of making iron.



(i) The word equation for the reaction that occurs is



Write a chemical equation for this reaction.

(1)

(ii) Explain which substance is oxidised in this reaction.

(2)

(iii) Explain why aluminium and iron(III) oxide are used in powdered form rather than large pieces.

(2)

**(Total for Question 3 = 8 marks)**

DO NOT WRITE IN THIS AREA

DO NOT WRITE IN THIS AREA

DO NOT WRITE IN THIS AREA



4 Chemical tests can be used to detect ions in solids and in aqueous solutions.

- (a) A solid produces a gas when heated with sodium hydroxide solution. Damp red litmus paper is turned blue by the gas.

Which of these ions is present in the solid?

(1)

- A  $\text{Cu}^{2+}$   
 B  $\text{Fe}^{2+}$   
 C  $\text{Fe}^{3+}$   
 D  $\text{NH}_4^+$

- (b) When dilute nitric acid is added to an aqueous solution, followed by silver nitrate solution, a yellow precipitate forms.

Which of these halide ions is present in the aqueous solution?

(1)

- A  $\text{Br}^-$   
 B  $\text{Cl}^-$   
 C  $\text{F}^-$   
 D  $\text{I}^-$

- (c) When dilute hydrochloric acid is added to a solid, a gas forms.

Which of these ions is present in the solid?

(1)

- A carbonate  
 B hydroxide  
 C nitrate  
 D sulfate

DO NOT WRITE IN THIS AREA

DO NOT WRITE IN THIS AREA

DO NOT WRITE IN THIS AREA





(d) Sodium hydroxide solution is added separately to three solutions.

One solution contains  $\text{Cu}^{2+}$  ions, another contains  $\text{Fe}^{2+}$  ions and the third solution contains  $\text{Fe}^{3+}$  ions.

Which row shows the correct colours of the precipitates that form?

(1)

	$\text{Cu}^{2+}$	$\text{Fe}^{2+}$	$\text{Fe}^{3+}$
<input type="checkbox"/> A	green	blue	brown
<input type="checkbox"/> B	brown	green	blue
<input type="checkbox"/> C	blue	green	brown
<input type="checkbox"/> D	blue	brown	green

(e) When barium chloride solution is added to an aqueous solution of a compound, a white precipitate forms. When dilute hydrochloric acid is added to the mixture, the precipitate disappears and a colourless solution forms.

Which of these ions is present in the aqueous solution?

(1)

- A carbonate
- B chloride
- C nitrate
- D sulfate

(Total for Question 4 = 5 marks)

DO NOT WRITE IN THIS AREA

DO NOT WRITE IN THIS AREA

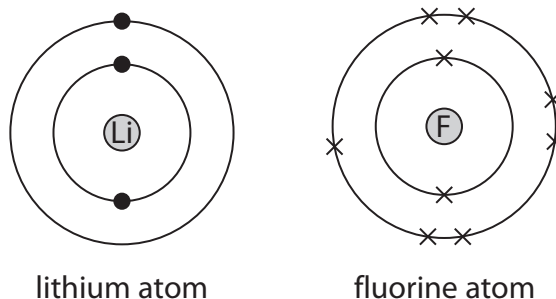
DO NOT WRITE IN THIS AREA



5 Lithium and carbon both form fluorides.

(a) Lithium reacts with fluorine to produce the ionic compound lithium fluoride.

The diagrams show the arrangement of electrons in a lithium atom and in a fluorine atom.



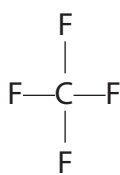
Draw similar diagrams to show the arrangement of the electrons in the ions formed when lithium reacts with fluorine.

Show all the electrons in each ion.

(2)

(b) Carbon tetrafluoride is a simple molecular compound.

The displayed formula for a molecule of carbon tetrafluoride is



Draw a dot and cross diagram to show the arrangement of the electrons in this molecule.

Show only the outer electrons.

(2)

DO NOT WRITE IN THIS AREA

DO NOT WRITE IN THIS AREA

DO NOT WRITE IN THIS AREA



(c) The table shows some properties of lithium fluoride and carbon tetrafluoride.

Compound	Melting point	Ability to conduct electricity when molten or liquid
lithium fluoride	high	good
carbon tetrafluoride	low	poor

Explain these properties of each compound.

(4)

lithium fluoride .....

.....

.....

.....

.....

.....

carbon tetrafluoride .....

.....

.....

.....

.....

.....

**(Total for Question 5 = 8 marks)**

DO NOT WRITE IN THIS AREA

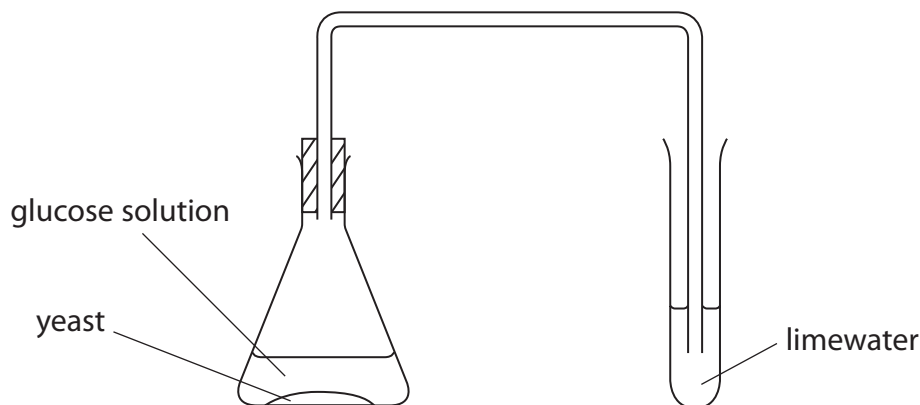
DO NOT WRITE IN THIS AREA

DO NOT WRITE IN THIS AREA

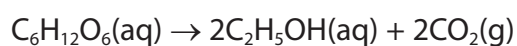


6 Ethanol can be produced when yeast is added to a glucose solution.

This apparatus is used to investigate the reaction.



(a) The equation for the reaction is



(i) State the purpose of the yeast.

(1)

.....

.....

(ii) State how the appearance of the limewater changes during the reaction.

(1)

.....

.....

(iii) State the temperature at which this reaction is carried out in industry.

(1)

.....

DO NOT WRITE IN THIS AREA

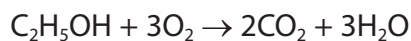
DO NOT WRITE IN THIS AREA

DO NOT WRITE IN THIS AREA



(b) Ethanol can be used as a fuel.

This is the equation for the complete combustion of ethanol.



These are the displayed formulae for ethanol, oxygen, carbon dioxide and water.

$\begin{array}{c} \text{H} \quad \text{H} \\   \quad   \\ \text{H}-\text{C}-\text{C}-\text{O}-\text{H} \\   \quad   \\ \text{H} \quad \text{H} \end{array}$	$\text{O}=\text{O}$	$\text{O}=\text{C}=\text{O}$	$\text{H}-\text{O}-\text{H}$
ethanol	oxygen	carbon dioxide	water

The table gives some average (mean) bond energies.

Bond	Average bond energy in kJ/mol
C—C	348
C—H	412
C—O	360
H—O	463
O=O	496
C=O	743

Use this information to calculate the enthalpy change ( $\Delta H$ ) when one mole of ethanol is completely burned.

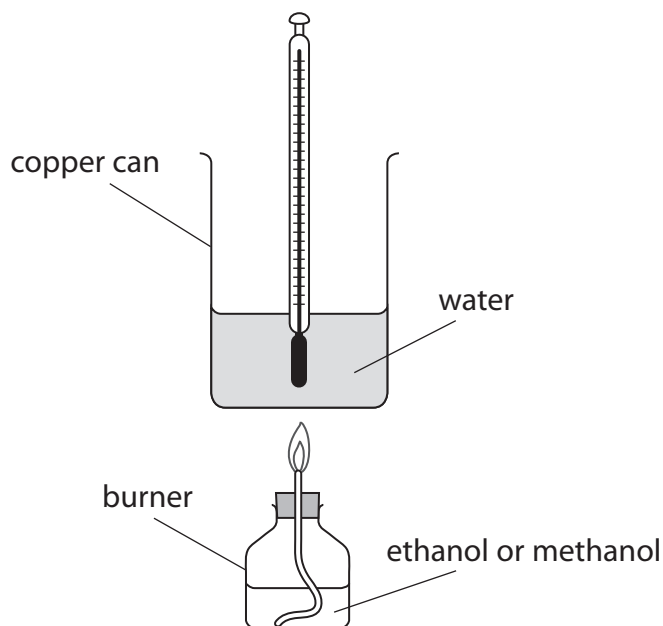
(4)

enthalpy change ( $\Delta H$ ) = ..... kJ/mol



(c) Ethanol and methanol can both be used as fuels.

A student uses this apparatus to find out how much energy is produced when one mole of ethanol and one mole of methanol are burned.



The table shows some of the student's results.

Fuel	Formula mass of fuel	Energy given out by 1.00 g of fuel in kJ	Energy given out by 1 mol of fuel in kJ
ethanol (C <sub>2</sub> H <sub>5</sub> OH)	46.0	20.9	961
methanol (CH <sub>3</sub> OH)		15.6	

(i) Calculate the energy given out by 1 mol of methanol.

(2)

energy given out = ..... kJ



(ii) The student uses the same burner and copper can in each experiment.

State two other factors that the student should keep the same in each experiment. (2)

1 .....

2 .....

(iii) A data book states that the energy given out when 1 mol of ethanol is burned is 1371 kJ.

Suggest two reasons why the student's value is much less than this. (2)

1 .....

2 .....

**(Total for Question 6 = 13 marks)**

DO NOT WRITE IN THIS AREA

DO NOT WRITE IN THIS AREA

DO NOT WRITE IN THIS AREA



- 7 Magnesium chloride can be made by reacting excess magnesium carbonate with dilute hydrochloric acid.

The equation for the reaction is



- (a) (i) In one experiment, a sample of 0.050 mol of  $\text{MgCO}_3$  is added to 0.080 mol of HCl.

Show, by calculation, that the  $\text{MgCO}_3$  is in excess.

(2)

- (ii) Calculate the maximum volume, in  $\text{cm}^3$ , of carbon dioxide, measured at room temperature and pressure, that would be obtained when 0.080 mol of HCl react completely with  $\text{MgCO}_3$ .

[One mole of any gas occupies 24 000  $\text{cm}^3$  at room temperature and pressure.]

(2)

maximum volume of carbon dioxide = .....  $\text{cm}^3$

DO NOT WRITE IN THIS AREA

DO NOT WRITE IN THIS AREA

DO NOT WRITE IN THIS AREA





(b) In another experiment 0.050 mol of  $\text{MgCO}_3$  reacts with excess HCl.

A yield of 5.5 g of  $\text{MgCl}_2 \cdot 6\text{H}_2\text{O}$  is obtained.

(i) Calculate the percentage yield of  $\text{MgCl}_2 \cdot 6\text{H}_2\text{O}$

(2)

percentage yield = ..... %

(ii) Suggest why the percentage yield is less than 100%.

(1)

.....

.....

.....

**(Total for Question 7 = 7 marks)**

DO NOT WRITE IN THIS AREA

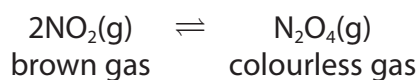
DO NOT WRITE IN THIS AREA

DO NOT WRITE IN THIS AREA



- 8 When nitrogen dioxide gas ( $\text{NO}_2$ ) is placed in a sealed flask, it reacts to form dinitrogen tetraoxide gas ( $\text{N}_2\text{O}_4$ ).

The equation for the reaction is



A sample of pure  $\text{NO}_2$  is placed in a sealed flask at  $25^\circ\text{C}$ . The flask is left until a dynamic equilibrium is reached.

- (a) For a reaction that is in dynamic equilibrium, the forward and backward reactions occur at the same time.

State two other features of a reaction that is in dynamic equilibrium.

(2)

1 .....

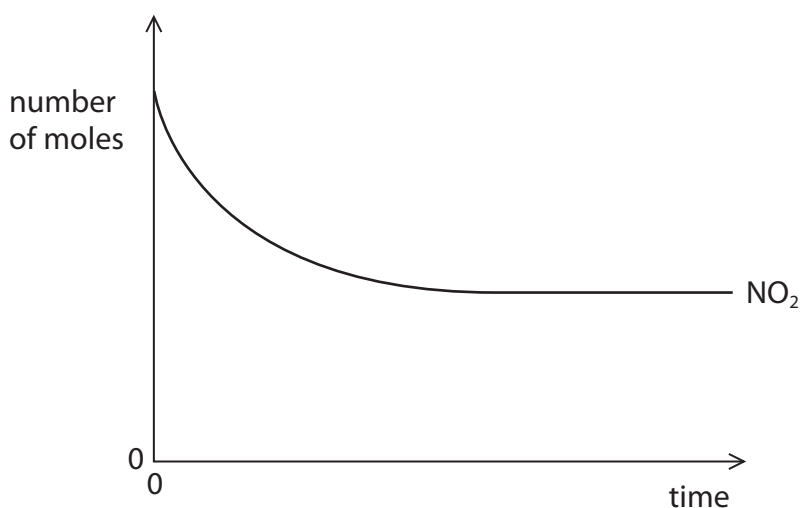
.....

2 .....

.....

- (b) At equilibrium there is more  $\text{NO}_2$  than  $\text{N}_2\text{O}_4$

The graph shows how the number of moles of  $\text{NO}_2$  in the sealed flask changes with time.



- (i) Draw a cross (X) on the graph at the point where the reaction reaches equilibrium. (1)

- (ii) Draw a curve on the graph to show how the number of moles of  $\text{N}_2\text{O}_4$  in the sealed flask changes over the same time period. (3)

DO NOT WRITE IN THIS AREA

DO NOT WRITE IN THIS AREA

DO NOT WRITE IN THIS AREA





- (c) The sealed flask containing the equilibrium mixture is placed in water at a temperature of 50°C. The mixture goes darker in colour.

Explain what this observation shows about the equilibrium reaction.

(2)

.....

.....

.....

.....

.....

.....

.....

**(Total for Question 8 = 8 marks)**

**TOTAL FOR PAPER = 60 MARKS**

DO NOT WRITE IN THIS AREA

DO NOT WRITE IN THIS AREA

DO NOT WRITE IN THIS AREA





DO NOT WRITE IN THIS AREA

DO NOT WRITE IN THIS AREA

DO NOT WRITE IN THIS AREA

**BLANK PAGE**

Every effort has been made to contact copyright holders to obtain their permission for the use of copyright material. Pearson Education Ltd. will, if notified, be happy to rectify any errors or omissions and include any such rectifications in future editions.

