

Write your name here

Surname

Other names

**Pearson Edexcel
International GCSE**

Centre Number

--	--	--	--	--

Candidate Number

--	--	--	--

Chemistry

Unit: 4CH0**Science (Double Award) 4SC0****Paper: 1CR**

Thursday 14 May 2015 – Morning

Time: 2 hours

Paper Reference

4CH0/1CR**4SC0/1CR****You must have:**Ruler
Calculator

Total Marks

Instructions

- Use **black** ink or ball-point pen.
- **Fill in the boxes** at the top of this page with your name, centre number and candidate number.
- Answer **all** questions.
- Answer the questions in the spaces provided – *there may be more space than you need.*
- Show all the steps in any calculations and state the units.
- Some questions must be answered with a cross in a box ☒. If you change your mind about an answer, put a line through the box ☒ and then mark your new answer with a cross ☒.

Information

- The total mark for this paper is 120.
- The marks for **each** question are shown in brackets – *use this as a guide as to how much time to spend on each question.*

Advice

- Read each question carefully before you start to answer it.
- Keep an eye on the time.
- Write your answers neatly and in good English.
- Try to answer every question.
- Check your answers if you have time at the end.

Turn over ►

P44268A

©2015 Pearson Education Ltd.

1/1/1/1/1/1/



P 4 4 2 6 8 A 0 1 3 6

PEARSON

THE PERIODIC TABLE

Group 1 2 3 4 5 6 7 0

Period

1	<div style="border: 1px solid black; padding: 5px; text-align: center;"> 1 H Hydrogen 1 </div>									<div style="border: 1px solid black; padding: 5px; text-align: center;"> 4 He Helium 2 </div>							
2	<div style="border: 1px solid black; padding: 5px; text-align: center;"> 7 Li Lithium 3 </div>	<div style="border: 1px solid black; padding: 5px; text-align: center;"> 9 Be Beryllium 4 </div>								<div style="border: 1px solid black; padding: 5px; text-align: center;"> 20 Ne Neon 10 </div>							
3	<div style="border: 1px solid black; padding: 5px; text-align: center;"> 23 Na Sodium 11 </div>	<div style="border: 1px solid black; padding: 5px; text-align: center;"> 24 Mg Magnesium 12 </div>								<div style="border: 1px solid black; padding: 5px; text-align: center;"> 40 Ar Argon 18 </div>							
4	<div style="border: 1px solid black; padding: 5px; text-align: center;"> 39 K Potassium 19 </div>	<div style="border: 1px solid black; padding: 5px; text-align: center;"> 40 Ca Calcium 20 </div>	<div style="border: 1px solid black; padding: 5px; text-align: center;"> 48 Ti Titanium 22 </div>	<div style="border: 1px solid black; padding: 5px; text-align: center;"> 51 V Vanadium 23 </div>	<div style="border: 1px solid black; padding: 5px; text-align: center;"> 52 Cr Chromium 24 </div>	<div style="border: 1px solid black; padding: 5px; text-align: center;"> 55 Mn Manganese 25 </div>	<div style="border: 1px solid black; padding: 5px; text-align: center;"> 56 Fe Iron 26 </div>	<div style="border: 1px solid black; padding: 5px; text-align: center;"> 59 Co Cobalt 27 </div>	<div style="border: 1px solid black; padding: 5px; text-align: center;"> 59 Ni Nickel 28 </div>	<div style="border: 1px solid black; padding: 5px; text-align: center;"> 63.5 Cu Copper 29 </div>	<div style="border: 1px solid black; padding: 5px; text-align: center;"> 65 Zn Zinc 30 </div>	<div style="border: 1px solid black; padding: 5px; text-align: center;"> 70 Ga Gallium 31 </div>	<div style="border: 1px solid black; padding: 5px; text-align: center;"> 73 Ge Germanium 32 </div>	<div style="border: 1px solid black; padding: 5px; text-align: center;"> 75 As Arsenic 33 </div>	<div style="border: 1px solid black; padding: 5px; text-align: center;"> 79 Se Selenium 34 </div>	<div style="border: 1px solid black; padding: 5px; text-align: center;"> 80 Br Bromine 35 </div>	<div style="border: 1px solid black; padding: 5px; text-align: center;"> 84 Kr Krypton 36 </div>
5	<div style="border: 1px solid black; padding: 5px; text-align: center;"> 86 Rb Rubidium 37 </div>	<div style="border: 1px solid black; padding: 5px; text-align: center;"> 88 Sr Strontium 38 </div>	<div style="border: 1px solid black; padding: 5px; text-align: center;"> 91 Zr Zirconium 40 </div>	<div style="border: 1px solid black; padding: 5px; text-align: center;"> 93 Nb Niobium 41 </div>	<div style="border: 1px solid black; padding: 5px; text-align: center;"> 96 Mo Molybdenum 42 </div>	<div style="border: 1px solid black; padding: 5px; text-align: center;"> 99 Tc Technetium 43 </div>	<div style="border: 1px solid black; padding: 5px; text-align: center;"> 101 Ru Ruthenium 44 </div>	<div style="border: 1px solid black; padding: 5px; text-align: center;"> 103 Rh Rhodium 45 </div>	<div style="border: 1px solid black; padding: 5px; text-align: center;"> 106 Pd Palladium 46 </div>	<div style="border: 1px solid black; padding: 5px; text-align: center;"> 108 Ag Silver 47 </div>	<div style="border: 1px solid black; padding: 5px; text-align: center;"> 112 Cd Cadmium 48 </div>	<div style="border: 1px solid black; padding: 5px; text-align: center;"> 115 In Indium 49 </div>	<div style="border: 1px solid black; padding: 5px; text-align: center;"> 119 Sn Tin 50 </div>	<div style="border: 1px solid black; padding: 5px; text-align: center;"> 122 Sb Antimony 51 </div>	<div style="border: 1px solid black; padding: 5px; text-align: center;"> 128 Te Tellurium 52 </div>	<div style="border: 1px solid black; padding: 5px; text-align: center;"> 127 I Iodine 53 </div>	<div style="border: 1px solid black; padding: 5px; text-align: center;"> 131 Xe Xenon 54 </div>
6	<div style="border: 1px solid black; padding: 5px; text-align: center;"> 133 Cs Caesium 55 </div>	<div style="border: 1px solid black; padding: 5px; text-align: center;"> 137 Ba Barium 56 </div>	<div style="border: 1px solid black; padding: 5px; text-align: center;"> 179 Hf Hafnium 72 </div>	<div style="border: 1px solid black; padding: 5px; text-align: center;"> 181 Ta Tantalum 73 </div>	<div style="border: 1px solid black; padding: 5px; text-align: center;"> 184 W Tungsten 74 </div>	<div style="border: 1px solid black; padding: 5px; text-align: center;"> 186 Re Rhenium 75 </div>	<div style="border: 1px solid black; padding: 5px; text-align: center;"> 190 Os Osmium 76 </div>	<div style="border: 1px solid black; padding: 5px; text-align: center;"> 192 Ir Iridium 77 </div>	<div style="border: 1px solid black; padding: 5px; text-align: center;"> 195 Pt Platinum 78 </div>	<div style="border: 1px solid black; padding: 5px; text-align: center;"> 197 Au Gold 79 </div>	<div style="border: 1px solid black; padding: 5px; text-align: center;"> 201 Hg Mercury 80 </div>	<div style="border: 1px solid black; padding: 5px; text-align: center;"> 204 Tl Thallium 81 </div>	<div style="border: 1px solid black; padding: 5px; text-align: center;"> 207 Pb Lead 82 </div>	<div style="border: 1px solid black; padding: 5px; text-align: center;"> 209 Bi Bismuth 83 </div>	<div style="border: 1px solid black; padding: 5px; text-align: center;"> 210 Po Polonium 84 </div>	<div style="border: 1px solid black; padding: 5px; text-align: center;"> 210 At Astatine 85 </div>	<div style="border: 1px solid black; padding: 5px; text-align: center;"> 222 Rn Radon 86 </div>
7	<div style="border: 1px solid black; padding: 5px; text-align: center;"> 223 Fr Francium 87 </div>	<div style="border: 1px solid black; padding: 5px; text-align: center;"> 226 Ra Radium 88 </div>			<div style="border: 1px solid black; padding: 5px; text-align: center;"> 227 Ac Actinium 89 </div>												

Key

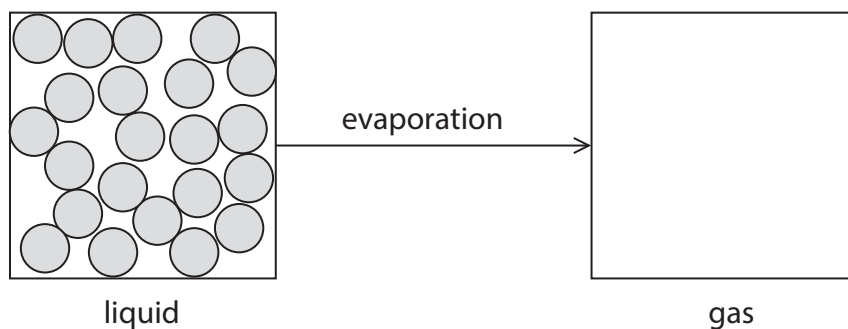
Relative atomic mass
Symbol
Name
Atomic number



Answer ALL questions.

1 When a liquid evaporates at room temperature, it changes into a gas.

The diagram shows the arrangement of the particles in a liquid.



(a) Complete the diagram to show the arrangement of four particles in a gas. (1)

(b) Describe the movement of particles in a gas. (1)

.....

.....

(c) Explain why heating a liquid causes it to evaporate more quickly. (2)

.....

.....

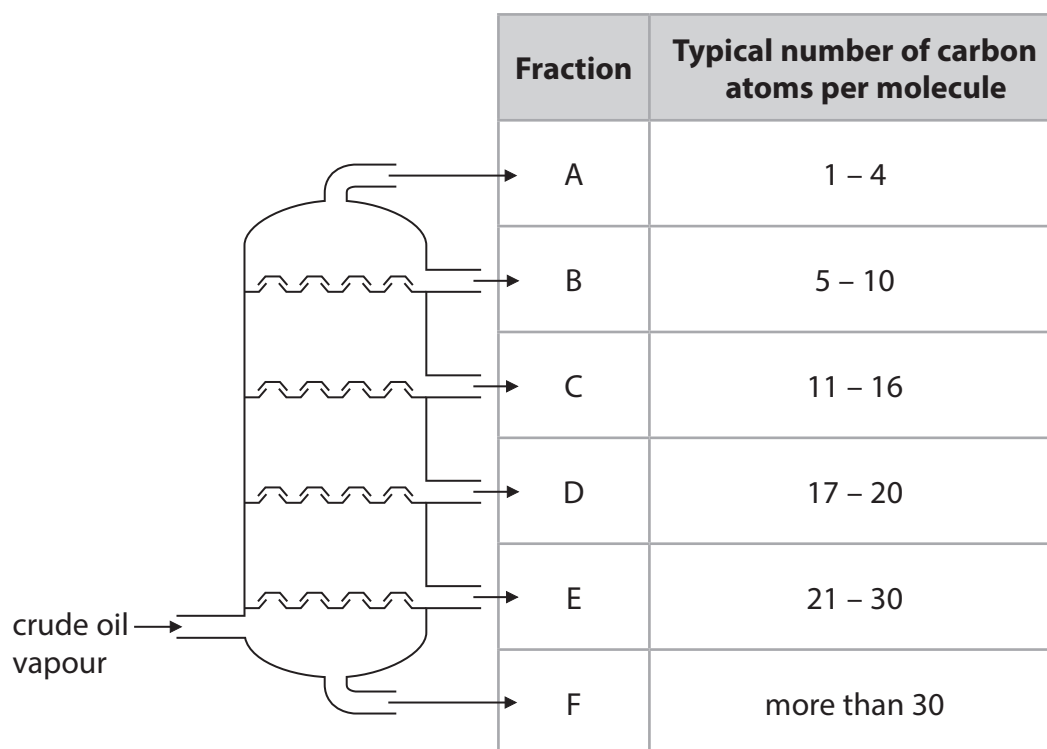
.....

.....

(Total for Question 1 = 4 marks)



2 The diagram shows the separation of crude oil into fractions.



(a) What is the name of this method of separation?

(1)

(b) Complete the table by giving the correct fraction, A, B, C, D, E or F, for each description.

You may use each letter once, more than once or not at all.

(3)

Fraction	Description
	contains only gases
	is the most viscous
	contains bitumen



(c) State the relationship between the number of carbon atoms per molecule and the boiling point of the fraction.

(1)

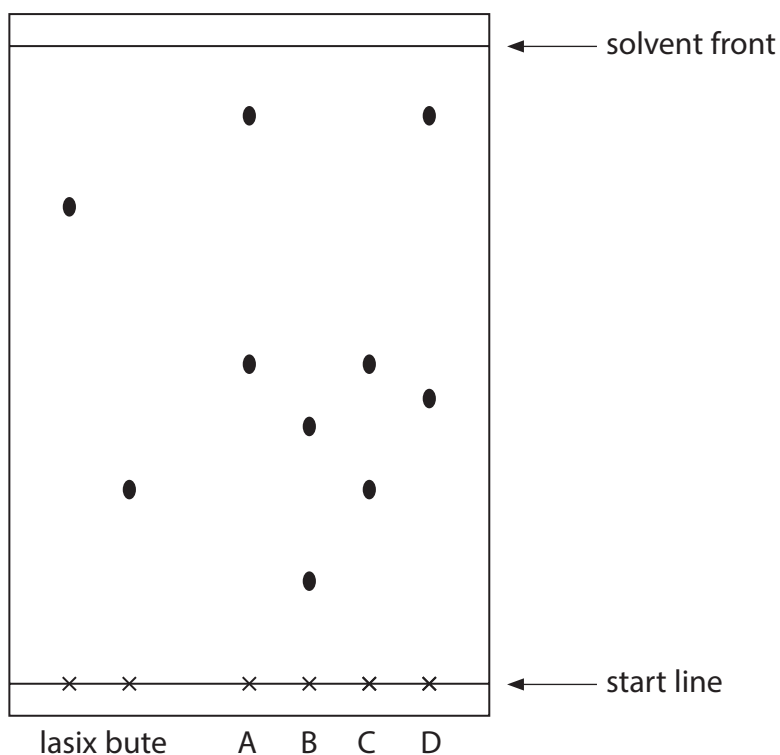
(Total for Question 2 = 5 marks)



3 Illegal drugs are sometimes used to affect the performance of racehorses. These drugs can be detected in horse urine using chromatography.

- a concentrated sample of urine from each horse is spotted onto the start line of a sheet of chromatography paper
- known illegal drugs are also spotted onto the same paper
- ethanol is used as the solvent

The chromatogram shows urine samples, A, B, C and D, and the two illegal drugs lasix and bute.



(a) Explain which urine sample contains an illegal drug.

(2)

.....

.....

.....



(b) What is the meaning of the term **solvent**?

(1)

.....

.....

(c) The results for known drugs are given as R_f values.

$$R_f \text{ value} = \frac{\text{distance travelled by the drug}}{\text{distance travelled by the solvent}}$$

Calculate the R_f value for lasix.

(2)

R_f value for lasix =

(d) Suggest how the solubility of the drug in the solvent affects the distance travelled by the substance.

(1)

.....

.....

(Total for Question 3 = 6 marks)



4 Lithium, potassium and caesium are three metals in Group 1 of the Periodic Table.

(a) A small piece of each metal is placed on water in separate large troughs.

Complete the table by giving the correct metal, lithium, potassium or caesium, for each description.

(2)

Description of reaction	Metal
explodes on contact with water	
fizzes gently	
reacts violently and forms a lilac flame	

(b) (i) Give the name and formula of the gas formed when potassium reacts with water.

(2)

name

formula

(ii) Give the name and formula of the compound formed when lithium reacts with water.

(2)

name

formula





(iii) Describe how you could show that an alkaline solution is formed when caesium reacts with water.

(2)

.....

.....

.....

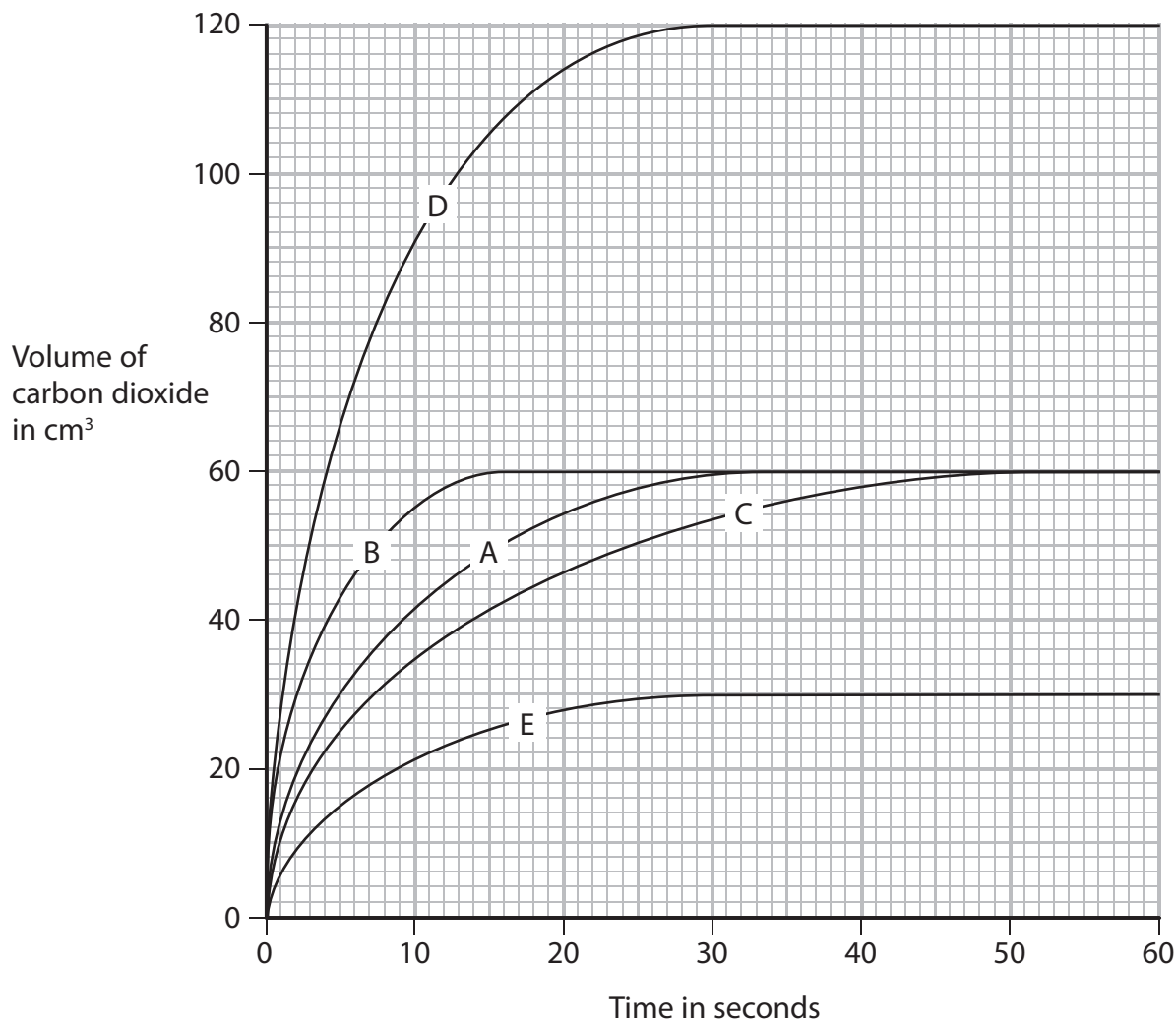
.....

(Total for Question 4 = 8 marks)



P 4 4 2 6 8 A 0 9 3 6

5 The graph shows the volumes of carbon dioxide given off when marble chips are reacted with hydrochloric acid in five different experiments.



(a) Curve A shows the volume of carbon dioxide given off when some marble chips are reacted with an excess of 1.0 mol/dm^3 hydrochloric acid.

(i) Explain which curve, B, C, D or E, could represent the results obtained if half the mass of marble chips is used with excess of the acid.

(2)

.....

.....

.....

.....



(ii) Explain which curve, B, C, D or E, could represent the results obtained if the reaction is performed at a lower temperature, with the same mass of marble chips and excess of the acid.

(2)

.....

.....

.....

.....

(iii) Explain which curve, B, C, D or E, could represent the results obtained if the marble chips are replaced by the same mass of powdered marble chips and excess of the acid.

(2)

.....

.....

.....

.....

(b) Suggest a suitable piece of apparatus for collecting the carbon dioxide in this experiment.

(1)

.....

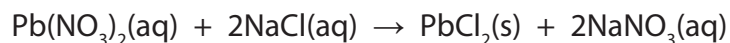
.....

(Total for Question 5 = 7 marks)



- 6 Solutions of lead(II) nitrate and sodium chloride react together to form a precipitate of lead(II) chloride.

The equation for the reaction is



A student carries out a series of experiments to find how much precipitate is formed when different volumes of lead(II) nitrate are added.

She uses this method.

- place 15 cm³ of sodium chloride solution into a boiling tube
- add 2.0 cm³ of lead(II) nitrate solution
- allow the precipitate to settle
- measure the height of the precipitate
- repeat the experiment using different volumes of lead(II) nitrate solution

The table shows the student's results.

Volume in cm ³ of lead(II) nitrate added	Height of precipitate in cm
2.0	0.6
4.0	1.2
6.0	1.8
8.0	2.1
10.0	2.5
12.0	2.1
14.0	2.1

- (a) Suggest why the height of the precipitate eventually stops increasing as more lead(II) nitrate solution is added.

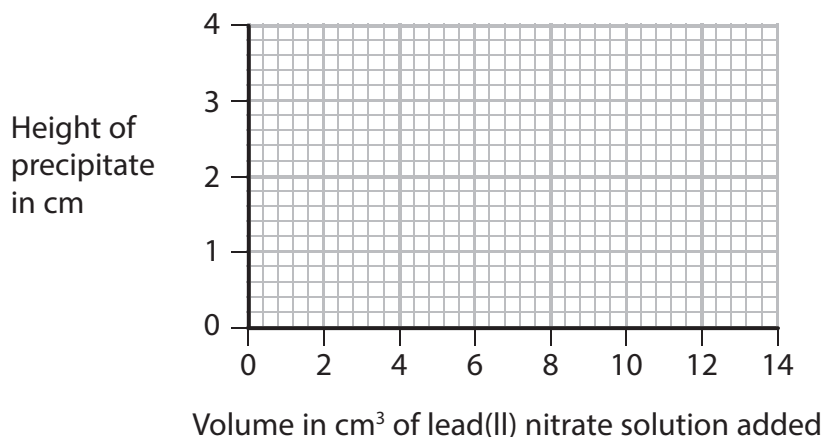
(1)



(b) (i) Plot the student's results on the grid.

Draw a straight line of best fit through the origin and the first three points, and another straight line of best fit through the last four points. Make sure that the two lines cross.

(4)



(ii) Draw a circle on the grid around the point that represents the anomalous result.

(1)

(iii) Which statement is a possible explanation for this anomalous result?

(1)

- A the precipitate was not allowed to settle before its height was measured
- B only 1 cm³ of sodium chloride solution was added instead of 2 cm³
- C 20 cm³ of lead(II) nitrate solution was used
- D the reaction was carried out at a higher temperature

(iv) Why should the graph line pass through the origin?

(1)

(v) Use your graph to estimate the volume of lead(II) nitrate solution that would be required to react completely with 15 cm³ of the sodium chloride solution.

(1)

volume =cm³

(Total for Question 6 = 9 marks)



7 Alkanes are saturated hydrocarbons that can be obtained from crude oil.

The general formula of the homologous series of alkanes is $C_n H_{2n+2}$

(a) (i) What is the meaning of the term **saturated**?

(1)

(ii) What is the meaning of the term **hydrocarbons**?

(2)

(iii) Pentane is an alkane with five carbon atoms in its molecule.

What is the molecular formula of pentane?

(1)

- A C_5H_8
- B C_5H_{10}
- C C_5H_{12}
- D C_5H_{14}



(b) (i) Octane (C₈H₁₈) is an alkane that is present in petrol.

When octane burns completely in oxygen it forms carbon dioxide and water.

Write a chemical equation for the complete combustion of octane.

(2)

(ii) Give the name of a toxic gas that may be produced by the incomplete combustion of octane.

(1)

(c) Dodecane (C₁₂H₂₆) is another alkane. When heated and passed over a suitable catalyst, it decomposes to form octane and one other hydrocarbon.

(i) State how a catalyst increases the rate of this decomposition.

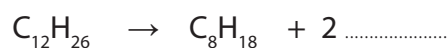
(1)

(ii) Give the name of a suitable catalyst for this process.

(1)

(iii) Complete the equation that represents the reaction

(1)



(iv) Name the other hydrocarbon produced in this reaction.

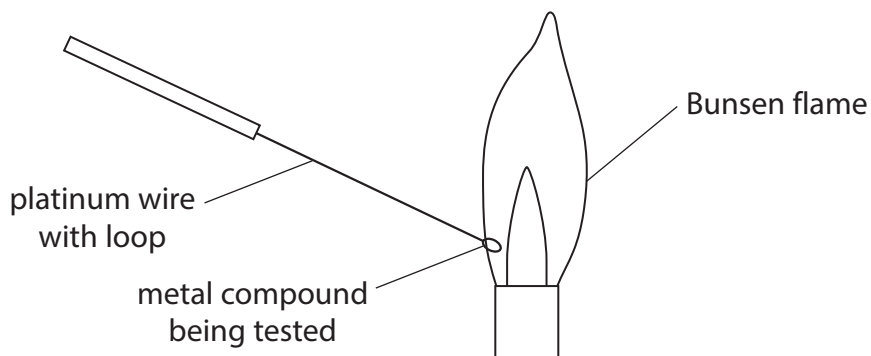
(1)

(Total for Question 7 = 11 marks)



8 A flame test is carried out on three metal compounds, X, Y and Z.

The diagram shows the apparatus used.



(a) (i) Suggest two reasons why platinum is a suitable metal to use as the wire in this test.

(2)

1

.....

2

.....

(ii) Why should the platinum wire be cleaned between each test?

(1)

.....

.....

(iii) Why is a luminous Bunsen flame not suitable for carrying out a flame test?

(1)

.....

.....



(b) The three metal compounds are also tested separately with three reagents.

The reagents used are

- aqueous acidified silver nitrate
- aqueous acidified barium chloride
- aqueous sodium hydroxide

The table shows the results of all the tests.

Metal compound	Flame test	Aqueous acidified silver nitrate	Aqueous acidified barium chloride	Aqueous sodium hydroxide
X	yellow	white precipitate	no precipitate	no precipitate
Y	red	no precipitate	white precipitate	no precipitate
Z	no colour	no precipitate	no precipitate	green precipitate

(i) Give the name of compound X and of compound Y.

(4)

compound X

compound Y

(ii) Identify the cation present in compound Z.

(1)

.....

(c) Describe a chemical test, other than heating, that could be used to show that compound Z contains carbonate ions.

(3)

test

.....

result

.....

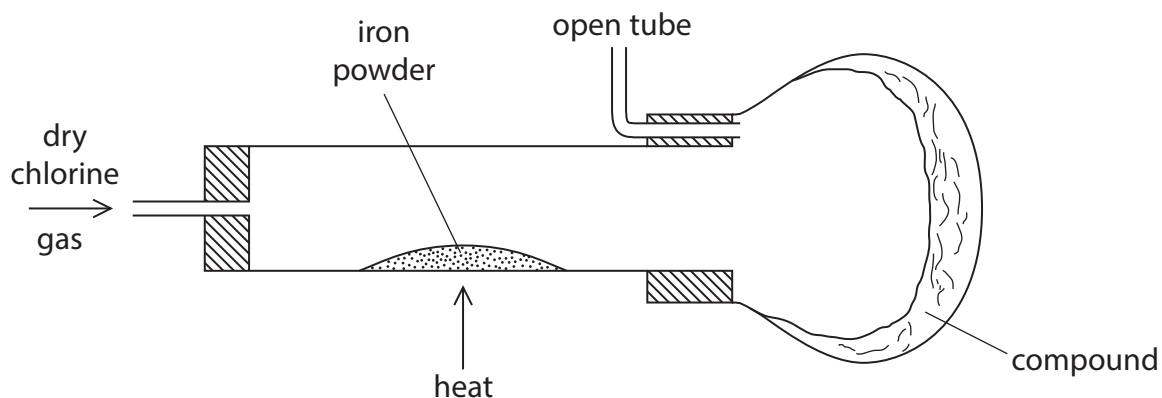
.....

.....

(Total for Question 8 = 12 marks)



9 The diagram shows the apparatus used to form a compound containing iron and chlorine.



(a) (i) State the colour of chlorine gas.

(1)

(ii) Suggest why it is necessary to have an open tube fitted to the apparatus.

(1)

(iii) For safety reasons, this reaction should be carried out in a fume cupboard.

Explain why this is necessary.

(1)



(b) A mass of 2.800 g of iron reacts with 5.325 g of chlorine.

(i) Calculate the empirical formula of the compound formed.

(3)

empirical formula =

(ii) Suggest a name for this compound.

(1)

(c) When chlorine gas is bubbled into aqueous sodium hydroxide, a mixture of bleach (NaClO), sodium chloride and water is formed.

Write a chemical equation for this reaction.

(2)

(Total for Question 9 = 9 marks)

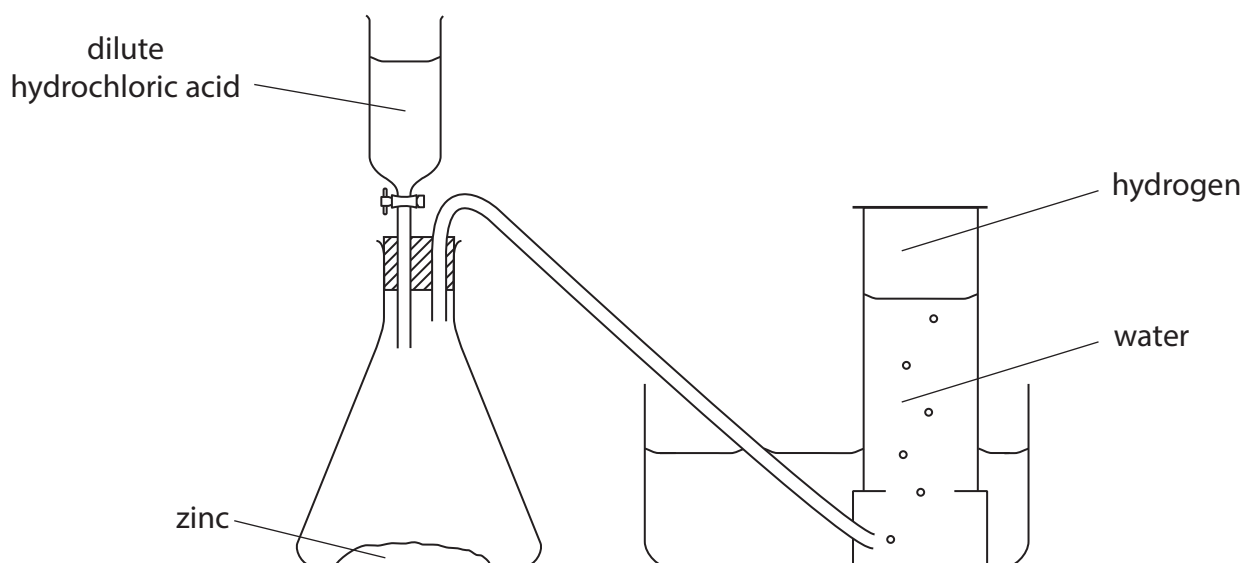




BLANK PAGE



10 This apparatus can be used to prepare a sample of hydrogen.



(a) Write a chemical equation for the reaction between zinc and hydrochloric acid.

Include state symbols.

(2)

(b) State two observations you would make when hydrochloric acid reacts with zinc in the conical flask.

(2)

1

2



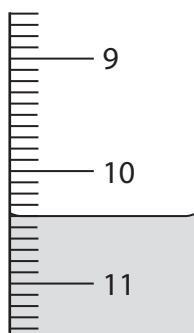
- (c) A student carries out two experiments to find the volume of dilute hydrochloric acid required to completely react with 0.5 g of zinc powder.

Experiment 1

She fills a burette to the 0.00 cm³ mark with dilute hydrochloric acid.

She places 0.5 g of zinc powder into a conical flask and then slowly adds the acid to the zinc until the reaction is complete.

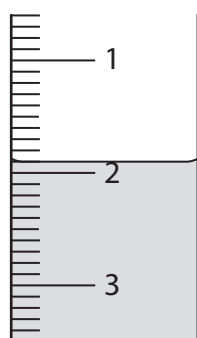
The diagram shows the final reading on the burette.



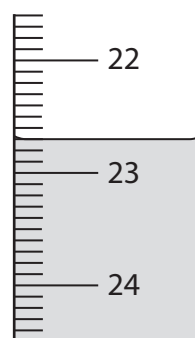
Experiment 2

She then repeats the experiment with 0.5 g of zinc powder from the same source, but with a different sample of dilute hydrochloric acid.

The diagram shows the initial and final burette readings for this experiment.



initial reading



final reading



(i) Use the burette readings to complete the table, recording the volumes to the nearest 0.05 cm³.

(3)

	Experiment 1	Experiment 2
final burette reading in cm ³		
initial burette reading in cm ³		
volume in cm ³ of acid added		

(ii) The concentration of the acid in experiment 1 was 0.74 mol/dm³.

Explain how the concentration of the acid in experiment 2 can be calculated.

(2)

.....

.....

.....

.....

(Total for Question 10 = 9 marks)

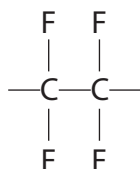


11 Tetrafluoroethene (C₂F₄) is a gas that is stored in cylinders.

A chemist opened the valve on a new cylinder of tetrafluoroethene. He was surprised when no gas came out.

He decided to check the contents of the cylinder. He found it contained a white powder. The tetrafluoroethene had formed a polymer.

(a) The displayed formula for the repeat unit of the addition polymer formed is



(i) Draw the displayed formula of the monomer.

(1)

(ii) What is the meaning of the term **polymer**?

(2)

.....

.....

.....

.....

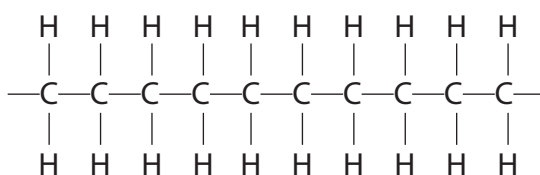
(iii) Suggest the name of this polymer.

(1)

.....



(b) The displayed formula for a section of another addition polymer is



Give the name and molecular formula of the monomer used to form this polymer.

(2)

name

molecular formula

(c) Explain why addition polymers that are buried in landfill sites remain chemically unchanged for many years.

(2)

.....

.....

.....

.....

(Total for Question 11 = 8 marks)



12 A student carries out an investigation to compare the reactivities of four metals, aluminium, copper, zinc and M.

He adds strips of zinc to the aqueous solutions of the nitrates of each metal.

After a few minutes he removes the strips of zinc and examines them.

The table shows his results.

Solution	Result
aluminium nitrate	no change
copper(II) nitrate	brown coating on zinc
zinc nitrate	no change
nitrate of metal M	grey coating on zinc

(a) Name the substance that causes the brown coating on the zinc.

(1)

(b) State why there is no change in the experiment with zinc nitrate solution.

(1)



(c) The student repeats the experiment with strips of metal M instead of strips of zinc. The table shows his results.

Solution	Result
aluminium nitrate	no change
copper(II) nitrate	brown coating on M
zinc nitrate	no change
nitrate of metal M	no change

Using information from both tables of results, place the metals aluminium, copper, zinc and M in order of decreasing reactivity.

(2)

most reactive

.....

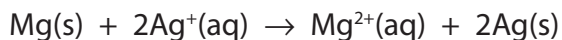
.....

least reactive



(d) Magnesium reacts with an aqueous solution of silver nitrate.

The reaction can be represented by the ionic equation



(i) State why this reaction is described as a redox reaction.

(1)

(ii) Explain, in terms of electrons, which species is behaving as an oxidising agent in this reaction.

(2)

(Total for Question 12 = 7 marks)



13 A student uses the following method to prepare a sample of hydrated zinc nitrate crystals.

- step 1 put 25 cm³ of dilute nitric acid into a beaker
- step 2 add zinc carbonate until it is in excess
- step 3 separate the dilute solution of zinc nitrate from the mixture

The student then obtains crystals from the dilute solution of zinc nitrate.

(a) Name the piece of apparatus used to measure the nitric acid in step 1. (1)

.....

(b) How would the student know when she has added an excess of zinc carbonate? (1)

.....

.....

(c) Name the separation method used in step 3. (1)

.....

(d) The student wants to obtain a pure, dry sample of hydrated zinc nitrate crystals from the dilute solution.

One method is to leave the solution so that all the water evaporates.

Describe another method, involving crystallisation, that the student could use. (4)

.....

.....

.....

.....

.....

.....

.....

.....

(Total for Question 13 = 7 marks)

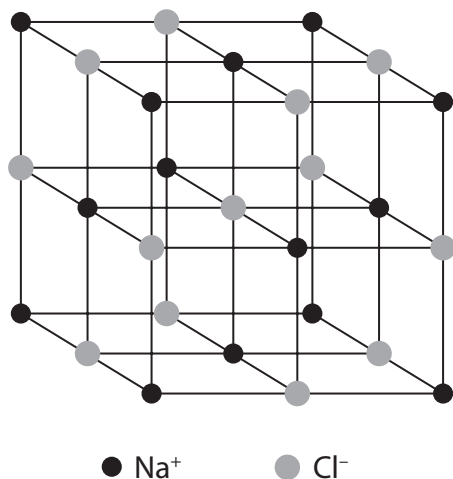


14 Sodium chloride (NaCl) and silicon dioxide (SiO₂) both have giant lattice structures.

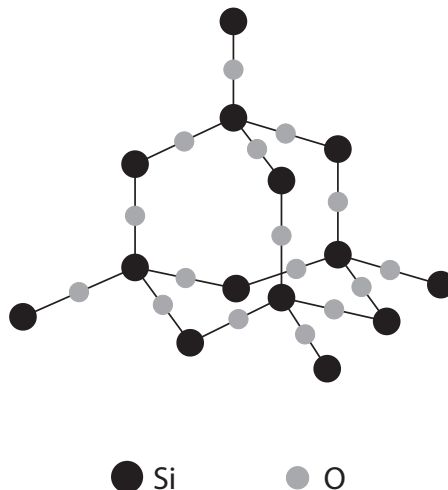
Sodium chloride is an ionic compound.

Silicon dioxide is a covalent compound.

Structure of sodium chloride



Structure of silicon dioxide



The table shows some properties of each compound.

Sodium chloride	Silicon dioxide
melting point = 801 °C	melting point = 1610 °C
soluble in water	insoluble in water
conducts electricity when molten	does not conduct electricity when molten

(a) (i) Explain why silicon dioxide has a high melting point.

(2)

.....

.....

.....

.....

(ii) Suggest why the melting point of silicon dioxide is higher than the melting point of sodium chloride.

(1)

.....

.....

(b) State why sodium chloride conducts electricity when molten.

(1)

.....

.....

(c) Carbon dioxide is described as a simple molecular substance.

State why carbon dioxide (CO₂) is a gas at room temperature.

(1)

.....

.....

(Total for Question 14 = 5 marks)





BLANK PAGE



15 The formula for hydrated iron(II) sulfate is $\text{FeSO}_4 \cdot x\text{H}_2\text{O}$

The value of x is a whole number between 1 and 10. It can be determined by carrying out a titration with 0.0200 mol/dm^3 potassium manganate(VII) (KMnO_4) solution as follows:

- dissolve a sample of $\text{FeSO}_4 \cdot x\text{H}_2\text{O}$ in water to make 250 cm^3 of solution
- measure out 25.0 cm^3 of this solution into a conical flask
- add the KMnO_4 solution using a burette until the end point is reached
- record the volume of solution added
- repeat the titration three more times

The table shows the results.

titration number	1	2	3	4
volume in cm^3 of KMnO_4 solution added	22.80	22.10	22.50	22.20
concordant titration results (✓)				

(a) Concordant results are those within 0.20 cm^3 of each other.

Place ticks (✓) in the table to show the concordant results.

(1)

(b) Using the concordant results, calculate the average (mean) volume of KMnO_4 solution added. Give your answer to 2 decimal places.

(2)

average volume added = cm^3

(c) Which is the most suitable piece of apparatus to measure out 25.0 cm^3 of FeSO_4 solution?

(1)

- A** beaker
- B** gas syringe
- C** measuring cylinder
- D** pipette



(d) These results were obtained in another titration.

mass of $\text{FeSO}_4 \cdot x\text{H}_2\text{O}$ in 250 cm^3 of the FeSO_4 solution	5.56 g
average volume of KMnO_4 solution added to 25.0 cm^3 of solution	20.00 cm^3
concentration of the KMnO_4 solution	0.0200 mol/dm^3

(i) Calculate the amount, in moles, of KMnO_4 in 20.00 cm^3 of solution.

(2)

amount of $\text{KMnO}_4 = \dots\dots\dots \text{ mol}$

(ii) In this reaction one mole of KMnO_4 reacts with five moles of FeSO_4

Calculate the amount, in moles, of FeSO_4 in 25.0 cm^3 of the FeSO_4 solution.

(1)

amount of FeSO_4 in $25.0 \text{ cm}^3 = \dots\dots\dots \text{ mol}$

(iii) Calculate the amount, in moles, of FeSO_4 in 250 cm^3 of this FeSO_4 solution.

(1)

amount of FeSO_4 in $250 \text{ cm}^3 = \dots\dots\dots \text{ mol}$

(iv) Using your answer from (d)(iii), calculate the mass, in grams, of FeSO_4 in the 5.56 g of $\text{FeSO}_4 \cdot x\text{H}_2\text{O}$.

$[M_r \text{ of } \text{FeSO}_4 = 152]$

(1)

mass of $\text{FeSO}_4 = \dots\dots\dots \text{ g}$



(e) In another experiment it is found that 24.2 g of $\text{FeSO}_4 \cdot x\text{H}_2\text{O}$ contains 15.2 g of iron(II) sulfate (FeSO_4).

(i) Calculate the mass of water in 24.2 g of $\text{FeSO}_4 \cdot x\text{H}_2\text{O}$ (1)

mass of water = g

(ii) Calculate the amount, in moles, of H_2O in this mass of water. (1)

amount of H_2O = mol

(iii) Calculate the amount, in moles, of FeSO_4 in 15.2 g of iron(II) sulfate.
[M_r of $\text{FeSO}_4 = 152$] (1)

amount of FeSO_4 = mol

(iv) Using your answers to parts (ii) and (iii), calculate the value of x in $\text{FeSO}_4 \cdot x\text{H}_2\text{O}$. (1)

value of x =

(Total for Question 15 = 13 marks)

TOTAL FOR PAPER = 120 MARKS





BLANK PAGE

Every effort has been made to contact copyright holders to obtain their permission for the use of copyright material. Pearson Education Ltd. will, if notified, be happy to rectify any errors or omissions and include any such rectifications in future editions.

