

Cambridge  
International  
AS & A Level

**Cambridge International Examinations**  
Cambridge International Advanced Subsidiary and Advanced Level

CANDIDATE  
NAME

CENTRE  
NUMBER

--	--	--	--	--

CANDIDATE  
NUMBER

--	--	--	--



**PHYSICS**

**9702/21**

Paper 2 AS Level Structured Questions

**May/June 2017**

**1 hour 15 minutes**

Candidates answer on the Question Paper.

No Additional Materials are required.

**READ THESE INSTRUCTIONS FIRST**

Write your Centre number, candidate number and name on all the work you hand in.

Write in dark blue or black pen.

You may use an HB pencil for any diagrams or graphs.

Do not use staples, paper clips, glue or correction fluid.

DO **NOT** WRITE IN ANY BARCODES.

Answer **all** questions.

Electronic calculators may be used.

You may lose marks if you do not show your working or if you do not use appropriate units.

At the end of the examination, fasten all your work securely together.

The number of marks is given in brackets [ ] at the end of each question or part question.

This document consists of **15** printed pages and **1** blank page.

**Data**

speed of light in free space	$c = 3.00 \times 10^8 \text{ m s}^{-1}$
permeability of free space	$\mu_0 = 4\pi \times 10^{-7} \text{ H m}^{-1}$
permittivity of free space	$\epsilon_0 = 8.85 \times 10^{-12} \text{ F m}^{-1}$
	$(\frac{1}{4\pi\epsilon_0} = 8.99 \times 10^9 \text{ m F}^{-1})$
elementary charge	$e = 1.60 \times 10^{-19} \text{ C}$
the Planck constant	$h = 6.63 \times 10^{-34} \text{ J s}$
unified atomic mass unit	$1 \text{ u} = 1.66 \times 10^{-27} \text{ kg}$
rest mass of electron	$m_e = 9.11 \times 10^{-31} \text{ kg}$
rest mass of proton	$m_p = 1.67 \times 10^{-27} \text{ kg}$
molar gas constant	$R = 8.31 \text{ J K}^{-1} \text{ mol}^{-1}$
the Avogadro constant	$N_A = 6.02 \times 10^{23} \text{ mol}^{-1}$
the Boltzmann constant	$k = 1.38 \times 10^{-23} \text{ J K}^{-1}$
gravitational constant	$G = 6.67 \times 10^{-11} \text{ N m}^2 \text{ kg}^{-2}$
acceleration of free fall	$g = 9.81 \text{ m s}^{-2}$

## Formulae

uniformly accelerated motion	$s = ut + \frac{1}{2}at^2$ $v^2 = u^2 + 2as$
work done on/by a gas	$W = p\Delta V$
gravitational potential	$\phi = -\frac{Gm}{r}$
hydrostatic pressure	$p = \rho gh$
pressure of an ideal gas	$p = \frac{1}{3} \frac{Nm}{V} \langle c^2 \rangle$
simple harmonic motion	$a = -\omega^2 x$
velocity of particle in s.h.m.	$v = v_0 \cos \omega t$ $v = \pm \omega \sqrt{(x_0^2 - x^2)}$
Doppler effect	$f_o = \frac{f_s v}{v \pm v_s}$
electric potential	$V = \frac{Q}{4\pi\epsilon_0 r}$
capacitors in series	$1/C = 1/C_1 + 1/C_2 + \dots$
capacitors in parallel	$C = C_1 + C_2 + \dots$
energy of charged capacitor	$W = \frac{1}{2} QV$
electric current	$I = Anvq$
resistors in series	$R = R_1 + R_2 + \dots$
resistors in parallel	$1/R = 1/R_1 + 1/R_2 + \dots$
Hall voltage	$V_H = \frac{BI}{ntq}$
alternating current/voltage	$x = x_0 \sin \omega t$
radioactive decay	$x = x_0 \exp(-\lambda t)$
decay constant	$\lambda = \frac{0.693}{t_{\frac{1}{2}}}$

Answer **all** the questions in the spaces provided.

- 1 (a) Determine the SI base units of stress.  
Show your working.

base units .....[2]

- (b) A beam PQ is clamped so that the beam is horizontal. A mass  $M$  of 500 g is hung from end Q and the beam bends slightly, as illustrated in Fig. 1.1.

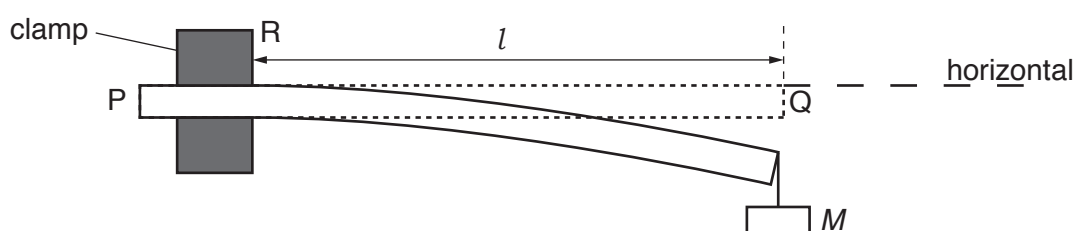


Fig. 1.1

The length  $l$  of the beam from the edge of the clamp R to end Q is 60.0 cm. The width  $b$  of the beam is 30.0 mm and the thickness  $d$  of the beam is 5.00 mm. The material of the beam has Young modulus  $E$ .

The mass  $M$  is made to oscillate vertically. The time period  $T$  of the oscillations is 0.58 s.

The period  $T$  is given by the expression

$$T = 2\pi \sqrt{\frac{4Mt^3}{Ebd^3}}$$

- (i) Determine  $E$  in GPa.

$E = \dots\dots\dots$  GPa [3]

(ii) The quantities used to determine  $E$  should be measured with accuracy and with precision...

1. Explain the difference between accuracy and precision.

accuracy: .....

.....

precision: .....

.....

[2]

2. In a particular experiment, the quantities  $l$  and  $T$  are measured with the same percentage uncertainty. State and explain which of these two quantities contributes more to the uncertainty in the value of  $E$ .

.....

.....

.....[1]

[Total: 8]

2 (a) State the two conditions for a system to be in equilibrium.

1. ....
  2. ....
- [2]

(b) A paraglider P of mass 95 kg is pulled by a wire attached to a boat, as shown in Fig. 2.1.

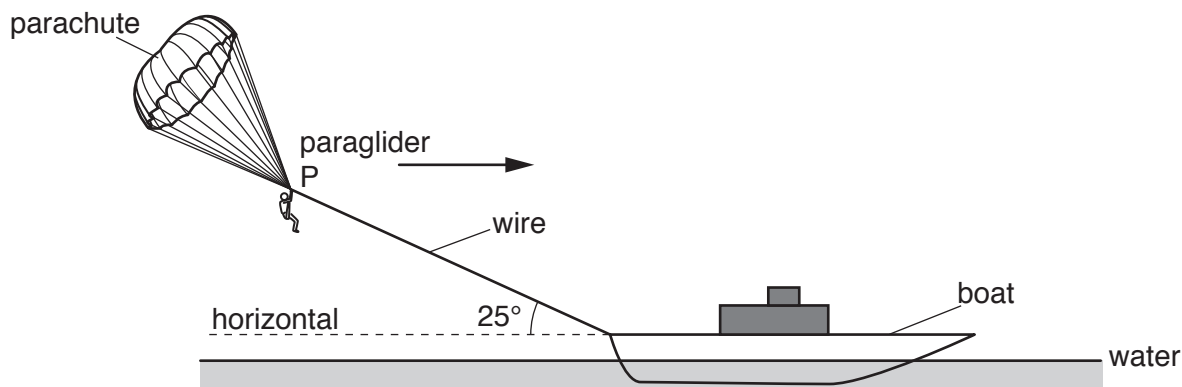


Fig. 2.1

The wire makes an angle of 25° with the horizontal water surface. P moves in a straight line parallel to the surface of the water.

The variation with time  $t$  of the velocity  $v$  of P is shown in Fig. 2.2.

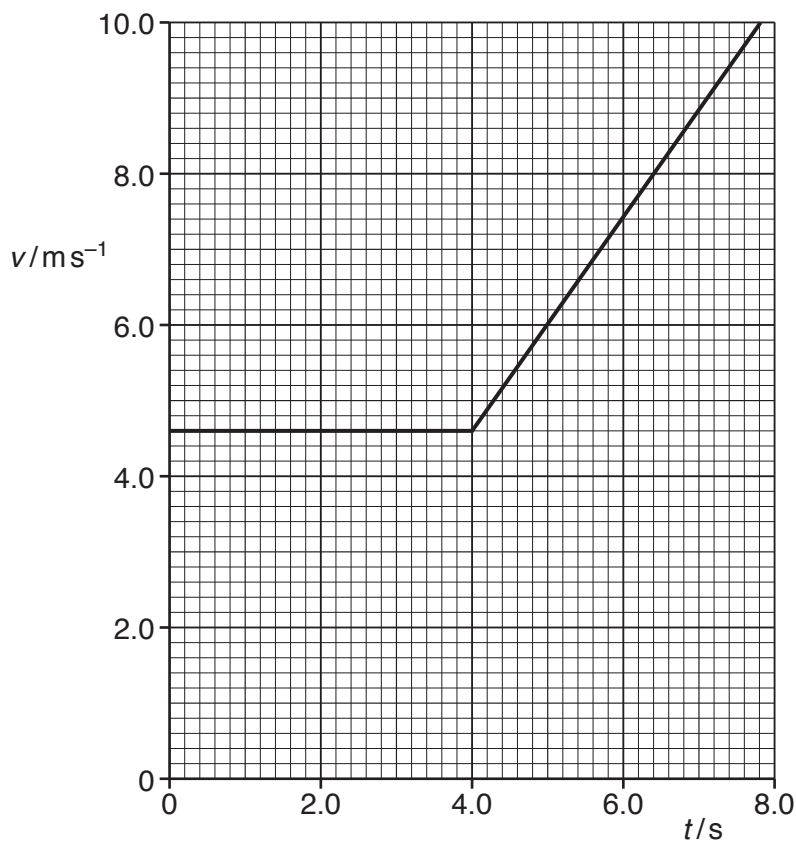


Fig. 2.2

(i) Show that the acceleration of P is  $1.4 \text{ ms}^{-2}$  at time  $t = 5.0 \text{ s}$ .

[2]

(ii) Calculate the total distance moved by P from time  $t = 0$  to  $t = 7.0 \text{ s}$ .

distance = .....m [2]

(iii) Calculate the change in kinetic energy of P from time  $t = 0$  to  $t = 7.0 \text{ s}$ .

change in kinetic energy = .....J [2]

(iv) The tension in the wire at time  $t = 5.0 \text{ s}$  is  $280 \text{ N}$ .

Calculate, for the horizontal motion,

1. the vertical lift force  $F$  supporting P,

$F = \dots\dots\dots \text{ N}$  [3]

2. the force  $R$  due to air resistance acting on P in the horizontal direction.

$R = \dots\dots\dots \text{ N}$  [3]

[Total: 14]

- 3 (a) A cylinder is made from a material of density  $2.7 \text{ g cm}^{-3}$ . The cylinder has diameter  $2.4 \text{ cm}$  and length  $5.0 \text{ cm}$ .

Show that the cylinder has weight  $0.60 \text{ N}$ .

[3]

- (b) The cylinder in (a) is hung from the end A of a non-uniform bar AB, as shown in Fig. 3.1.

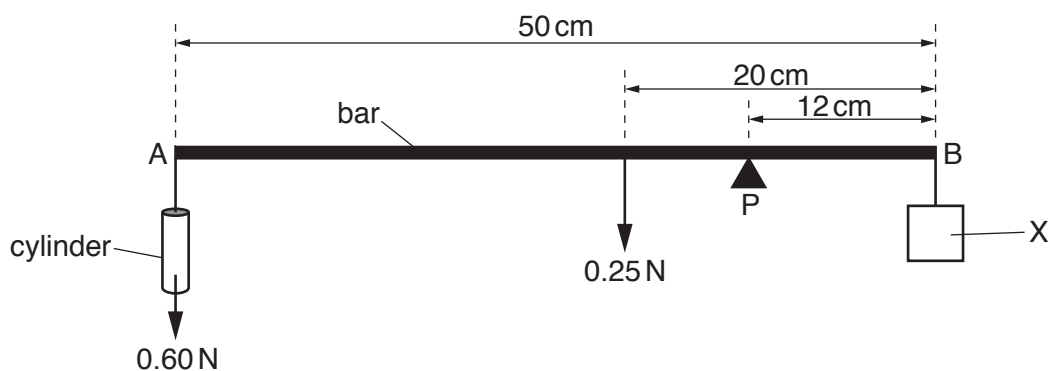


Fig. 3.1

The bar has length  $50 \text{ cm}$  and has weight  $0.25 \text{ N}$ . The centre of gravity of the bar is  $20 \text{ cm}$  from B. The bar is pivoted at P. The pivot is  $12 \text{ cm}$  from B.

An object X is hung from end B. The weight of X is adjusted until the bar is horizontal and in equilibrium.

- (i) Explain what is meant by *centre of gravity*.

.....  
 .....[1]



- (ii) Calculate the weight of X.

weight of X = ..... N [3]

- (c) The cylinder is now immersed in water, as illustrated in Fig. 3.2.



Fig. 3.2

An upthrust acts on the cylinder and the bar is not in equilibrium.

- (i) Explain the origin of the upthrust.

.....  
.....  
.....  
.....[2]

- (ii) Explain why the weight of X must be reduced in order to obtain equilibrium for AB.

.....  
.....  
.....[1]

[Total: 10]

4 (a) State the conditions required for the formation of stationary waves.

.....

.....

.....[2]

(b) One end of a string is attached to a vibrator. The string is stretched by passing the other end over a pulley and attaching a load, as illustrated in Fig. 4.1.

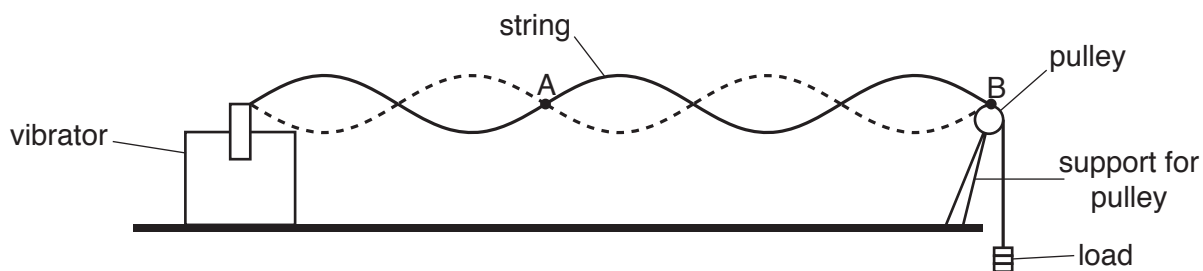


Fig. 4.1

The frequency of vibration of the vibrator is adjusted to 250 Hz and a transverse wave travels along the string with a speed of  $12 \text{ m s}^{-1}$ . The wave is reflected at the pulley and a stationary wave forms on the string.

Fig. 4.2 shows the string between points A and B at time  $t = t_1$ .

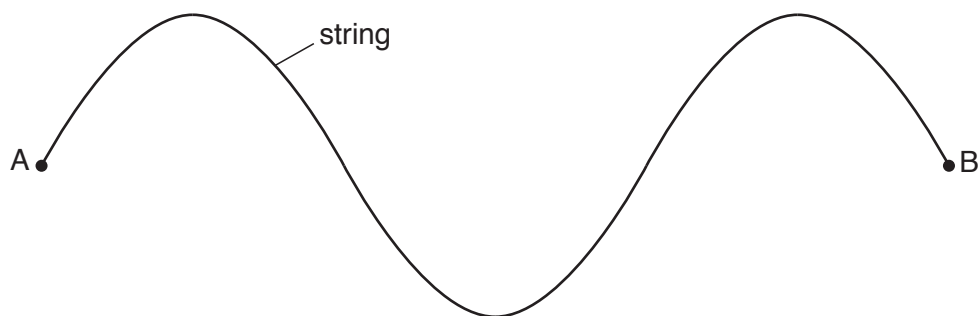


Fig. 4.2

At time  $t = t_1$  the string has maximum displacement.

(i) Calculate the distance AB.

distance = .....m [2]

- (ii) On Fig. 4.2, sketch the position of the string between A and B at times
1.  $t = t_1 + 2.0 \text{ ms}$  (label this line P),
  2.  $t = t_1 + 5.0 \text{ ms}$  (label this line Q).

[3]

[Total: 7]

**BLANK PAGE**

5 (a) Describe the Doppler effect.

.....  
.....  
.....[1]

(b) A car travels with a constant velocity along a straight road. The car horn with a frequency of 400 Hz is sounded continuously. A stationary observer on the roadside hears the sound from the horn at a frequency of 360 Hz.  
The speed of sound is  $340 \text{ m s}^{-1}$ .

Determine the magnitude  $v$ , and the direction, of the velocity of the car relative to the observer.

$v = \dots\dots\dots \text{ms}^{-1}$

direction .....  
[3]

[Total: 4]

6 (a) Define the *ohm*.

.....  
 .....[1]

(b) A cell X of electromotive force (e.m.f.) 1.5V and negligible internal resistance is connected in series to three resistors A, B and C, as shown in Fig. 6.1.

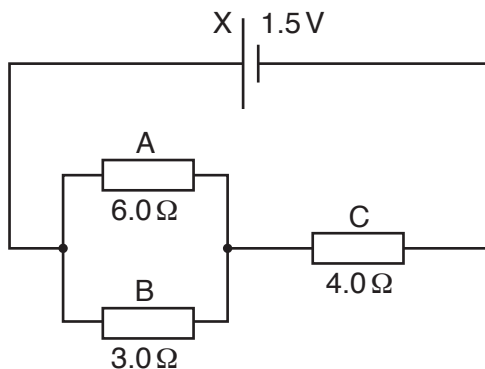


Fig. 6.1

Resistors A and B have resistances  $6.0\Omega$  and  $3.0\Omega$  respectively and are connected in parallel. Resistor C has resistance  $4.0\Omega$  and is connected in series with the parallel combination.

Calculate

(i) the current in the circuit,

current = .....A [3]

(ii) the current in resistor B,

current = .....A [1]

(iii) the ratio

$$\frac{\text{power dissipated in resistor B}}{\text{power dissipated in resistor C}}$$

ratio = .....[2]

(c) The resistors A, B and C in (b) are wires of the same material and have the same length.

(i) Explain how the resistors may be made with different resistance values.

.....[1]

(ii) Calculate the ratio

$$\frac{\text{average drift speed of the charge carriers in resistor B}}{\text{average drift speed of the charge carriers in resistor C}}$$

ratio = .....[2]

(d) A cell of e.m.f. 1.5V and negligible internal resistance is connected in parallel with cell X in Fig. 6.1 with their positive terminals together.

State the change, if any, to the current in

(i) cell X,

.....[1]

(ii) resistor C.

.....[1]

[Total: 12]

7 (a) Use the quark model to show that

(i) the charge on a proton is  $+e$ ,

.....[1]

(ii) the charge on a neutron is zero.

.....[1]

(b) A nucleus of  ${}_{38}^{90}\text{Sr}$  decays by the emission of a  $\beta^-$  particle. A nucleus of  ${}_{29}^{64}\text{Cu}$  decays by the emission of a  $\beta^+$  particle.

(i) In Fig. 7.1, state the nucleon number and proton number for the nucleus produced in each of these decay processes.

	nucleus formed by $\beta^-$ decay	nucleus formed by $\beta^+$ decay
nucleon number		
proton number		

Fig. 7.1 [1]

(ii) State the name of the force responsible for  $\beta$  decay.

.....[1]

(iii) State the names of the leptons produced in each of the decay processes.

$\beta^-$  decay: .....

$\beta^+$  decay: .....

[1]

[Total: 5]

Permission to reproduce items where third-party owned material protected by copyright is included has been sought and cleared where possible. Every reasonable effort has been made by the publisher (UCLES) to trace copyright holders, but if any items requiring clearance have unwittingly been included, the publisher will be pleased to make amends at the earliest possible opportunity.

To avoid the issue of disclosure of answer-related information to candidates, all copyright acknowledgements are reproduced online in the Cambridge International Examinations Copyright Acknowledgements Booklet. This is produced for each series of examinations and is freely available to download at [www.cie.org.uk](http://www.cie.org.uk) after the live examination series.

Cambridge International Examinations is part of the Cambridge Assessment Group. Cambridge Assessment is the brand name of University of Cambridge Local Examinations Syndicate (UCLES), which is itself a department of the University of Cambridge.