



Cambridge O Level

CANDIDATE
NAME

CENTRE
NUMBER

| | | | | |
|--|--|--|--|--|
| | | | | |
|--|--|--|--|--|

CANDIDATE
NUMBER

| | | | |
|--|--|--|--|
| | | | |
|--|--|--|--|



CHEMISTRY

5070/41

Paper 4 Alternative to Practical

May/June 2024

1 hour

You must answer on the question paper.

No additional materials are needed.

INSTRUCTIONS

- Answer **all** questions.
- Use a black or dark blue pen. You may use an HB pencil for any diagrams or graphs.
- Write your name, centre number and candidate number in the boxes at the top of the page.
- Write your answer to each question in the space provided.
- Do **not** use an erasable pen or correction fluid.
- Do **not** write on any bar codes.
- You may use a calculator.
- You should show all your working and use appropriate units.

INFORMATION

- The total mark for this paper is 40.
- The number of marks for each question or part question is shown in brackets [].
- Notes for use in qualitative analysis are provided in the question paper.

This document has **12** pages.

1 A student finds the concentration of a dilute acid, HA(aq), by titration.

The student:

- adds 25.0 cm³ of aqueous sodium hydroxide to a conical flask
- adds a few drops of methyl orange indicator to the aqueous sodium hydroxide
- slowly adds HA(aq) to the aqueous sodium hydroxide until the methyl orange changes colour
- records the volume of HA(aq) added.

(a) (i) Fig. 1.1 shows the apparatus the student uses to measure 25.0 cm³ of aqueous sodium hydroxide.

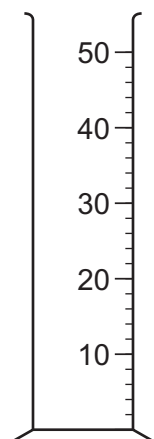


Fig. 1.1

Name the apparatus shown in Fig. 1.1.

..... [1]

(ii) Name a more suitable piece of apparatus to measure 25.0 cm³ of aqueous sodium hydroxide.

..... [1]

(iii) Fig. 1.2 shows the apparatus used to determine the volume of HA(aq) at the end of the experiment.

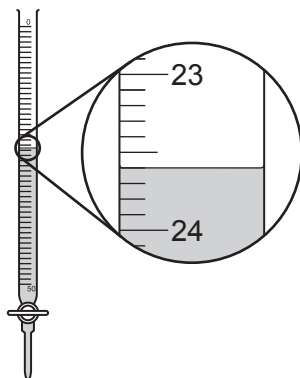


Fig. 1.2

Name the apparatus shown in Fig. 1.2.

..... [1]

(iv) The initial reading on this apparatus is 1.0 cm^3 .

Use Fig. 1.2 to determine the volume of $\text{HA}(\text{aq})$ used in the titration.

volume of $\text{HA}(\text{aq}) = \dots\dots\dots \text{ cm}^3$ [1]

(b) The student washes the apparatus in Fig. 1.2 before it is used.

State the substance used to wash the apparatus.

..... [1]

(c) Describe the colour change of the methyl orange at the end-point.

from to [1]

[Total: 6]

- 2 (a) A student investigates the reaction of four metals, **A**, **B**, **C** and **D**, with aqueous copper(II) sulfate.

The four metals are all grey solids.

The student:

- puts 25 cm³ of aqueous copper(II) sulfate into a beaker and measures its temperature
- records this temperature in Table 2.1
- adds a sample of **A** to the aqueous copper(II) sulfate
- stirs the reaction mixture until there is no further increase in temperature
- measures the highest temperature of the mixture and records this temperature in Table 2.1
- observes any changes in the appearance of the mixture in the beaker.

The student repeats the experiment three more times using **B**, **C** and **D** instead of **A**.

The results for **D** are shown in Fig. 2.1.

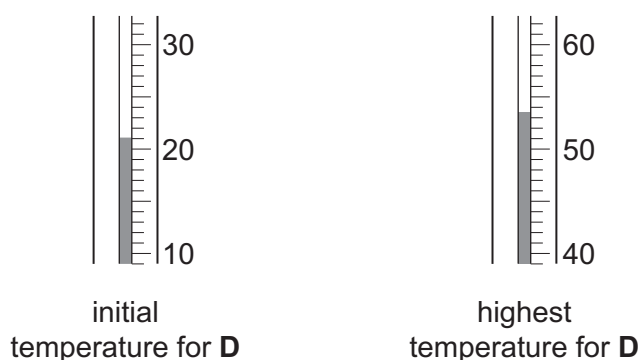


Fig. 2.1

The results for **A**, **B** and **C** are shown in Table 2.1.

Table 2.1

| metal | initial temperature / °C | highest temperature / °C | temperature increase / °C |
|----------|--------------------------|--------------------------|---------------------------|
| A | 20 | 69.5 | 49.5 |
| B | 24.5 | 46.0 | |
| C | 22.0 | 61.0 | 39.0 |
| D | | | |

(i) State the value in Table 2.1 which the student records to an incorrect degree of precision.
 [1]

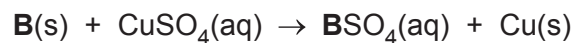
(ii) The temperatures for **D** are shown in Fig. 2.1.

Record these temperatures in Table 2.1.

Calculate and record the temperature increases for **B** and **D** in Table 2.1.

[3]

(iii) The equation for the reaction between **B** and aqueous copper(II) sulfate is shown.



Copper(II) sulfate is a blue solution.

At the end of the experiment, the student observes a colourless solution, a grey solid and a brown solid.

Explain how these observations show that **B** is in excess in this reaction.

.....

 [1]

(iv) Using the equation in (iii), write the formula for:

- the colourless solution
- the grey solid
- the brown solid.

colourless solution

grey solid

brown solid

[1]

(b) Use your results to arrange **A**, **B**, **C** and **D** in decreasing order of reactivity.

Explain how the results give this order of reactivity.

most reactive



.....

.....

least reactive

explanation

.....

.....

[2]

(c) A student repeats the experiment using a fifth metal.

This metal is the second most reactive of the five metals.

Suggest a temperature increase for this experiment.

..... [1]

(d) The temperature increases measured are less than the true values for these experiments.

Suggest a reason for this.

Describe an improvement to the method which makes the results closer to the true values.

reason

.....

improvement

.....

[2]

(e) State and explain the effect of using half the concentration of aqueous copper(II) sulfate on the temperature increase for metal **A**.

effect

.....

explanation

.....

.....

[3]

[Total: 14]

3 A student does a series of experiments to investigate solution **R**.

- (a) The student leaves a wooden splint with one end dipped into **R** for ten minutes. The student then places the damp end of the wooden splint into a blue Bunsen burner flame.

The flame briefly shows a shade of red and then turns yellow.

- (i) State **two** possible conclusions from this observation.

.....
 [2]

- (ii) Explain why it is difficult to make a definite conclusion from the observation in (a)(i).

..... [1]

- (b) The student adds dilute nitric acid to **R**, followed by aqueous barium nitrate.

The student concludes that **R** does not contain sulfate ions.

State the observation which allows the student to make this conclusion.

..... [1]

- (c) The student adds dilute nitric acid to **R**, followed by aqueous silver nitrate.

The student observes a white precipitate.

State a conclusion from this observation.

..... [1]

- (d) The student adds aqueous silver nitrate to aqueous sodium carbonate. A white precipitate forms.

The student adds dilute nitric acid a drop at a time until no further change is seen.

The white precipitate dissolves to form a colourless solution.

- (i) Describe **one** other observation.

.....
 [1]

- (ii) Suggest why it is important to add dilute nitric acid in (c).

.....
 [1]

- (e) The student adds a few drops of aqueous sodium hydroxide to **R**.

State the observation the student makes which suggests that **R** may contain Ca^{2+} .

..... [1]

- (f) Describe what else the student needs to do to confirm that Ca^{2+} ions are present.

State what the student observes.

what the student does

observation

[2]

- (g) The student warms the solution from (e).

The student concludes that ammonia gas is produced.

- (i) State the observation the student makes which confirms that ammonia gas is produced.

.....

..... [1]

- (ii) Identify a cation, other than calcium, present in **R**.

.....

..... [1]

- (h) Solution **R** is made from a mixture of two different ionic compounds.

Suggest the names of these **two** compounds.

.....

..... [2]

[Total: 14]

4 Barium carbonate decomposes when heated. The word equation for the reaction is shown.



Plan an experiment to determine the percentage loss in mass when barium carbonate is heated.

Your plan must include the use of common laboratory apparatus and a sample of barium carbonate. No other chemicals should be used.

Your plan must include:

- the apparatus needed
- the method to use and the measurements to take
- procedures to ensure that the percentage determined is as accurate as possible
- how the measurements are used to determine the percentage loss in mass.

You may draw a diagram to help answer the question.

.....

.....

.....

.....

.....

.....

.....

.....

.....

.....

.....

.....

.....

.....

.....

.....

.....

.....

.....

.....

.....

.....

.....

.....

.....

.....

[6]

Notes for use in qualitative analysis

Tests for anions

| anion | test | test result |
|--|---|---|
| carbonate, CO_3^{2-} | add dilute acid, then test for carbon dioxide gas | effervescence, carbon dioxide produced |
| chloride, Cl^- [in solution] | acidify with dilute nitric acid, then add aqueous silver nitrate | white ppt. |
| bromide, Br^- [in solution] | acidify with dilute nitric acid, then add aqueous silver nitrate | cream ppt. |
| iodide, I^- [in solution] | acidify with dilute nitric acid, then add aqueous silver nitrate | yellow ppt. |
| nitrate, NO_3^- [in solution] | add aqueous sodium hydroxide, then aluminium foil; warm carefully | ammonia produced |
| sulfate, SO_4^{2-} [in solution] | acidify with dilute nitric acid, then add aqueous barium nitrate | white ppt. |
| sulfite, SO_3^{2-} | add a small volume of acidified aqueous potassium manganate(VII) | the acidified aqueous potassium manganate(VII) changes colour from purple to colourless |

Tests for aqueous cations

| cation | effect of aqueous sodium hydroxide | effect of aqueous ammonia |
|---------------------------------|--|--|
| aluminium, Al^{3+} | white ppt., soluble in excess, giving a colourless solution | white ppt., insoluble in excess |
| ammonium, NH_4^+ | ammonia produced on warming | – |
| calcium, Ca^{2+} | white ppt., insoluble in excess | no ppt. or very slight white ppt. |
| chromium(III), Cr^{3+} | green ppt., soluble in excess | green ppt., insoluble in excess |
| copper(II), Cu^{2+} | light blue ppt., insoluble in excess | light blue ppt., soluble in excess, giving a dark blue solution |
| iron(II), Fe^{2+} | green ppt., insoluble in excess, ppt. turns brown near surface on standing | green ppt., insoluble in excess, ppt. turns brown near surface on standing |
| iron(III), Fe^{3+} | red-brown ppt., insoluble in excess | red-brown ppt., insoluble in excess |
| zinc, Zn^{2+} | white ppt., soluble in excess, giving a colourless solution | white ppt., soluble in excess, giving a colourless solution |

Tests for gases

| gas | test and test result |
|-------------------------------|--|
| ammonia, NH_3 | turns damp red litmus paper blue |
| carbon dioxide, CO_2 | turns limewater milky |
| chlorine, Cl_2 | bleaches damp litmus paper |
| hydrogen, H_2 | 'pops' with a lighted splint |
| oxygen, O_2 | relights a glowing splint |
| sulfur dioxide, SO_2 | turns acidified aqueous potassium manganate(VII) from purple to colourless |

Flame tests for metal ions

| metal ion | flame colour |
|------------------------------|--------------|
| lithium, Li^+ | red |
| sodium, Na^+ | yellow |
| potassium, K^+ | lilac |
| calcium, Ca^{2+} | orange-red |
| barium, Ba^{2+} | light green |
| copper(II), Cu^{2+} | blue-green |

Permission to reproduce items where third-party owned material protected by copyright is included has been sought and cleared where possible. Every reasonable effort has been made by the publisher (UCLES) to trace copyright holders, but if any items requiring clearance have unwittingly been included, the publisher will be pleased to make amends at the earliest possible opportunity.

To avoid the issue of disclosure of answer-related information to candidates, all copyright acknowledgements are reproduced online in the Cambridge Assessment International Education Copyright Acknowledgements Booklet. This is produced for each series of examinations and is freely available to download at www.cambridgeinternational.org after the live examination series.

Cambridge Assessment International Education is part of Cambridge Assessment. Cambridge Assessment is the brand name of the University of Cambridge Local Examinations Syndicate (UCLES), which is a department of the University of Cambridge.